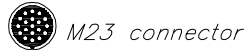
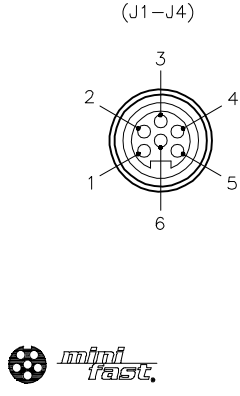
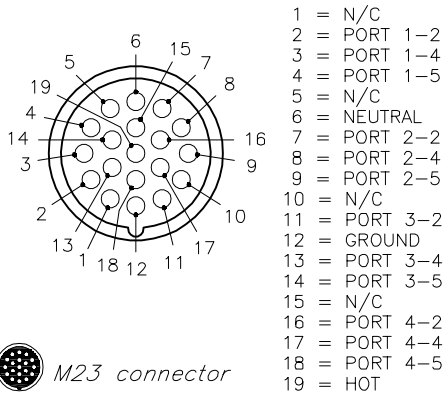


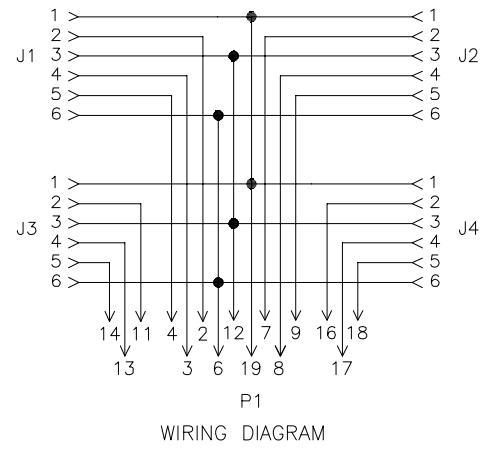
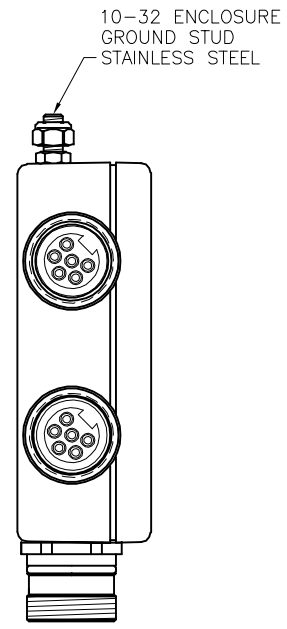
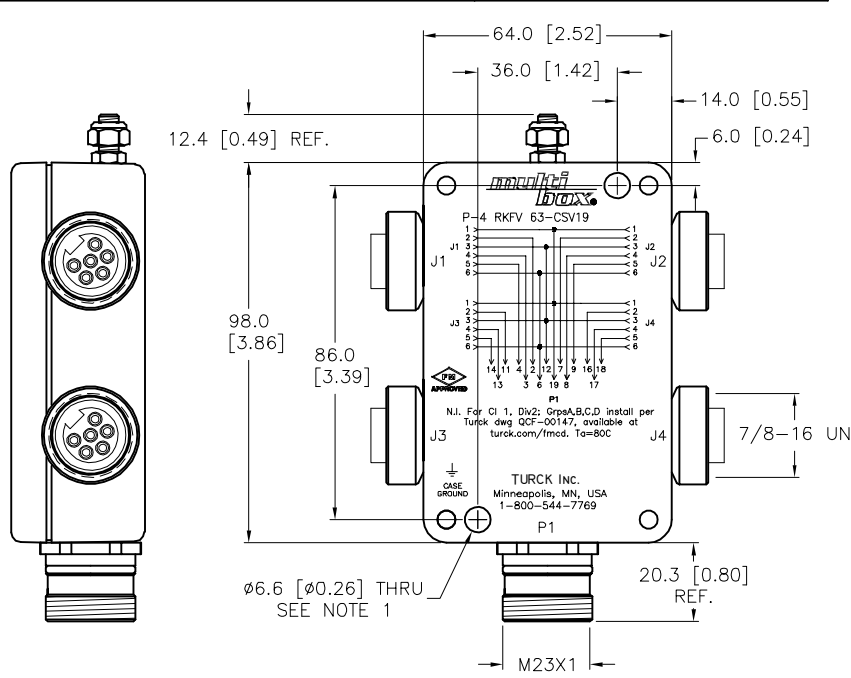
MALE END VIEW (P1)

FEMALE END VIEW



SPECIFICATIONS

HOUSING MATERIAL	DIE-CAST ALUMINUM ALLOY
HOUSING FINISH/COLOR	POWDER COAT/BLACK
RECEPTACLE HOUSINGS	316 STAINLESS STEEL/PASSIVATED
CONTACT CARRIERS/COLOR (J1-J4)	TPU/BLACK
CONTACT CARRIER/COLOR (P1)	NYLON or PBT/WHITE
CONTACT MATERIAL/PLATING	BRASS/GOLD
OPERATING VOLTAGE	150 V
OPERATING CURRENT	3.0 A
PROTECTION CLASS to DIN 40050	IP 67 - ONLY WHEN ALL RECEPTACLES ARE COVERED WITH PLUGS OR CONNECTED
OPERATING TEMPERATURE	-40°C to +80°C (-40°F to +176°F)



NOTES:
1. CLEARANCE HOLE FOR 1/4-20 MOUNTING SCREWS (2 NOT INCLUDED).

SOURCE DRAWING - FOR REFERENCE ONLY

RELATED DOCUMENTS 1. 2. 3. 4.	3RD ANGLE PROJECTION	THIS DRAWING IS CONFIDENTIAL AND THE PROPERTY OF TURCK INC. USE OF THIS DOCUMENT WITHOUT WRITTEN PERMISSION IS PROHIBITED.		3000 CAMPUS DRIVE MINNEAPOLIS, MN 55441 1-800-544-7769 (763) 553-7300 (763) 553-0708 fax www.turck.us	
	MATERIAL SEE SPECIFICATIONS	DRFT DK	DATE 10/30/08	DESCRIPTION P-4 RKFV 63-CSV19	
FINISH SEE SPECIFICATIONS	ALL DIMENSIONS DISPLAYED ON THIS DRAWING ARE FOR REFERENCE ONLY	APVD	SCALE 1=2.0	IDENTIFICATION NO. U2-14843	
CONTACT TURCK FOR MORE INFORMATION		UNIT OF MEASUREMENT MILLIMETER [INCH]		REV D	
DO NOT SCALE THIS DRAWING		FILE: U2-14843		SHEET 1 OF 1	

D	UPDATE TEMPERATURE RATING	NF	03/26/19	68987
REV	DESCRIPTION	BY	DATE	ECO NO.